

# CONFORT LINE

## *AIR PURIFICATION WITH IONIZATION*

# USER MANUAL

## **AERSwiss Pro Blue**





# CONFORT LINE

# AERSwiss ProBlue


## INDEX

<b>1. Benefits of the technology</b>	<b>page 4</b>
<b>2. Reference directives and regulations</b>	<b>page 6</b>
<b>3. Warnings</b>	<b>page 8</b>
<b>4. Instructions for Use</b>	<b>page 9</b>
<b>5. Maintenance</b>	<b>page 10</b>
<b>6. Technical data</b>	<b>page 11</b>
<b>7. Annotations</b>	<b>page 12</b>

## 1. Benefits of the technology

Quality of life is of increasing interest in the public and private sectors.

In order to achieve the optimal conditions of wellbeing and health to ensure that most people can live fully, over time various technical guidelines and regulations have been defined that focus on **pollutants** at home, their **actions on health**, the **environmental quality standards** to be pursued and the **best building and engineering procedures and technologies** to obtain them.




For this reason the **ionization** of the air is a parameter that acquires ever greater importance from the environmental point of view, due to the biological effects it entails and for the wide range of applications.

The technology of "**controlled bipolar ionization**" has a positive result for the health of people as it promotes its absorption by red blood cells with beneficial effects on all organs.

It is a natural process that also involves the respiratory system in that represents a valid defense against problems related to **allergies** and **asthma**.


The positive bactericidal effect of Periso equipment increases defenses against **infections**, becoming a valid means to neutralize odors, which are absorbed by the action of activated oxygen ions.

The **AER Swiss Pro BLUE** can be used as an air purifier combined with an electrostatic filter activated by controlled bipolar ionization.



Thanks to the emission of ions, the electrostatic filter removes from the air solid impurities up to a diameter of 0.1  $\mu\text{m}$ .

Simultaneously the addition of positive ions and negative ions to the air in the room, allows to neutralize the static electricity present, revitalizing the air in a natural way.



The bipolar ionization metering system is the subject of an **international patent** by Periso and allows to reproduce what happens in nature, where the air is revitalized in a natural way.

## 2. Reference directives and regulations

1. Periso declares that the device has been designed and built in accordance with the necessary reference standards according to the European Directive on Safety.

### **DECLARE THAT**

*the product*

### **FULFILLS**

*the requirements of the Directive:*

**Directive 2014/35/EU on low voltage / LVD directive**

**Directive 2014/30/EU on electromagnetic compatibility / EMC directive**

*applied standards*

EN 60335-1

Safety of household and similar electrical appliances - General rules (LVD)

EN 60335-2-65

Safety of household and similar electrical appliances (LVD)

Special rules for air purification devices

EN 61000-6-3

Electromagnetic compatibility (EMC)

Requirements for household appliances, electric tools and similar devices - Emissions

EN 61000-6-1

Electromagnetic compatibility - Immunity requirements for household appliances, electric tools and similar devices - Immunity

EN 61000-3-2

Electromagnetic compatibility (EMC)

Limits for harmonic current emissions

EN 61000-3-3

Electromagnetic compatibility (EMC)

Limitation of voltage variations, voltage fluctuations

*other directives applied:*

**Directive 2012/19/EU / Directive on Waste Electrical and Electronic Equipment (WEEE)**

**Directive ROHS 2011/65/CE / Directive on restriction of certain Hazardous Substances (ROHS)**

*Into Electrical and Electronic Equipment*

### **Product:**

- **Room air purifier and ionizer**

2. Periso declares that the device has been designed and built in accordance with the necessary reference standards according to the European Directive on safety.



## DECLARATION OF CONFORMITY

Periso SA - Isonne (CH) declares in good faith, under its own responsibility to have carefully followed every possible precaution for electrical safety and that the appliance:

Models:	AER Swiss Pro GOLD AER Swiss Pro Blue
Year of manufacture:	2020
Electrical characteristics:	220-240VAC, 50Hz
Degree of protection:	IPX0
Classification:	Class I

**Compliant with**

**Directive 2014/35/EU on low voltage / LVD directive**  
**Directive 2014/30/EU on electromagnetic compatibility / EMC directive**

**Directive 2012/19/UE / Directive on Waste Electrical and Electronic Equipment (WEEE)**  
**Directive ROHS 2011/65/CE / Directive on restriction of certain Hazardous Substances (ROHS)**

*Into Electrical and Electronic Equipment*

The electrical measurements and safety tests were performed using the following certified instrument: **CE MultiTester METREL MI2094.**

The company operates with a certified quality system according to:  
EN ISO 9001:2015 e EN ISO 14001:2015.

### 3. Warnings

Attention must be paid from people with reduced physical, sensory and mental capacities; as well as people with little experience and knowledge in the operations of the device. In these instances, use only when instructed on the safe use of the device, and understand the dangers that could derive from improper use. Do not allow children to play with the appliance. The cleaning and maintenance of the device by children must be supervised and controlled by an adult.

Periso SA guarantees a two-years warranty on the device from the date of delivery in the absence of manumissions or improper use by the end user. In the event of malfunction, contact the retailer to request the authorization to return the product.

**ATTENTION:** the original packaging must be kept for future shipment to the manufacturer.

### IDENTIFICATION OF RISKS

#### .High voltage:

Inside the devices, there are elements operating in high voltage.

Do not open or tamper with the ionizer while it is electrically powered and in operating mode.

Don't touch the electrodes (see point 5) with device switched on.

#### .Temperature:

Do not bring the ionizer devices near open flames or other high temperature sources.

#### . Humidity:

Do not use the ionizing devices in excessively humid environments that may compromise correct operation of the device.




#### 4. Instructions for Use

The appliance has been designed for continuous operation.


- Energy consumption is minimal.
- The ideal place to place the purifier **AER Swiss PRO BLUE** is on a table and not directly against a wall.
- To achieve an optimal action effects of the ionization, the purifier should be placed at least 2 m away from televisions and computers.

The **AER Swiss PRO BLUE** purifier can be put into operation immediately. Its use is very simple.


- a. Insert the plug into a power outlet with voltage 220-240VAC / 50Hz.  
The device is now in "stand by" mode



- b. Switch the appliance on by pressing the "ON" button on the front. (the blue LED lights up).



- c. In these conditions, ventilation at "LOW" speed is activated and it can be changed by pressing the "HIGH" key.



## 5. Maintenance

For a correct functioning of the device and to guarantee its maximum purification efficiency, the following is recommended.

### CAUTION:

**Before cleaning the electrodes and before replacing the filters, make sure to switch off the device using the front button and to disconnect it from the power supply network.**

#### a. Electrostatic Filter and Activated Carbon Filter

Replace the filters of the device regularly, by removing the back cover secured with magnets. **Electrostatic filter** (white) should be changed **2-4 times per year** and **activated carbon filter** (black) should be changed **twice a year** (\*). Failure to replace the filters entails the deposit of dust and dirt inside the device, with consequent damage to the fan and increased noise emitted.

(\*):The environmental conditions in which the device is placed may be such that as to suggest the user to **change the filter more frequently** than as indicated by the manufacturer.

In some environments particularly characterized by **suspended particles**, including **dust**, it is suggested to change the **electrostatic filter** (white) more frequently.

The presence of **strong organic smells** or considerable particles in suspension (**smoke**), may require a more frequent replacement of the filters to ensure the efficiency of the ionizing system. A significant increase of **noise** caused by internal ventilation may depend on the fact that the filters are saturated and must be replaced.

To replace the filters, it is recommended to insert them correctly in the rear grille, as shown in the photo:



Electrostatic filter  
TOP VIEW




Activated Carbon filter  
INTERNAL VIEW

#### b. Carbon fiber electrodes

It is recommended not to obstruct the front of the appliance for a correct bipolar ionization emission.

Inside the duct, 2 carbon fiber electrodes are visible that have the purpose of emitting positive and negative ions in a correct proportion.



**It is recommended to keep the electrodes cleaned using only the antistatic brush (ESD) supplied.** When the device is switched off, **only touch the electrodes with the specially designed brush (ESD) very gently in order to avoid damages or electrode fibers bending.**

In order to guarantee the efficiency of bipolar ionization, **it is necessary to remove the dust that can accumulate on the ionizing fibers 1-2 times per month.** Environments with higher levels of dust should clean the electrodes **every 15 days.**

## 6. Technical Data

Supply:	220-240 VAC / 50 Hz
Consumption:	With ventilation at minimum 20 Watt (0.020 KW/h) With ventilation at maximum 25 Watt (0.025 KW/h)
Fuse:	Microfuse 20 x 5 mm 1A (T)
Type of Ionization:	Bipolar with carbon fiber electrodes
Ionization voltage:	~5.0 kV negative ~5.0 kV positive
Ionization strength:	~ 250'000 ions/cm <sup>3</sup> * ventilation at min. ~ 320'000 ions/cm <sup>3</sup> * ventilation at max.
Air flow:	With ventilation at minimum 30 m <sup>3</sup> /h With ventilation at maximum 55 m <sup>3</sup> /h
Fan:	Silent tangential fan, suitable for continuous operation (ball bearings)
Noise:	With ventilation min. ~ 29 dB (A) With ventilation max. ~ 38 dB (A)
Filters:	Electrostatic, activated carbon filter (replaceable)
Dimensions:	386 x 190 x 235 mm (LxWxH)
Weight:	~6 kg
Command:	Manual
Installation:	Portable

\* Measurements were made at a distance of 1 meter distance between **AERSWISS PRO BLUE** and the **ION-METER PN-2001**.









